

# INTRODUCTION

**Welcome to our Safecity Data Dashboard!**

**We hope this will help you understand key insights about violence in your community.**

This dashboard is the outcome of more than 50000 reports made through the Safecity platform that crowdsources personal stories of sexual harassment and abuse in public and private spaces. This data, which is anonymous, gets aggregated as hot spots on a map indicating trends at a local level. Our hope is that this data becomes useful for individuals, communities and institutions to identify factors that cause behavior that lead to violence and work on strategies for solutions.

**Gender Based Violence is an ongoing pandemic. To fight it, Red Dot Foundation aims to make cities safer by encouraging equal access to public and private spaces for everyone, especially women and girls through the use of crowdsourced data, community engagement and institutional accountability.**

**Through the anonymous data collected on the Safecity platform , Red Dot Foundation Group:**

Creates awareness on sexual harassment and abuse

Collates information to showcase location based trends

Makes information available and useful for individuals, communities and institutions to solve the problem at the local level

Builds community leadership to encourage social and systemic change

**We believe in the power of speaking up and breaking the patriarchal culture of silence. Together we can make more cities safer.**

This dashboard is a product of Red Dot Foundation Group, which is the umbrella organization for both Red Dot Foundation India (Sec 8, Not for Profit) and Red Dot Foundation Global (501(c)3)). For research purposes, please contact [contact@reddotfoundation.org](mailto:contact@reddotfoundation.org) to request full access to our datasets.

**Please take 2 minutes to report sexual harassment on [www.safecity.in](http://www.safecity.in)**

Record Count  
**8,453**

## Breakdown of incidents by location

| area               | Record Count |
|--------------------|--------------|
| 1. Naya Bazar      | 1478         |
| 2. Connaught Place | 1478         |
| 3. Rohini          | 1478         |
| 4. Uttam Nagar     | 1478         |
| 5. Multani Dhanda  | 1478         |
| 6. Shahdara        | 1478         |
| 7. Block B         | 1478         |
| 8. Delhi           | 1478         |
| 9. Block C         | 1478         |
| 10. Dwarka         | 1478         |
| 11. Janakpuri      | 1478         |

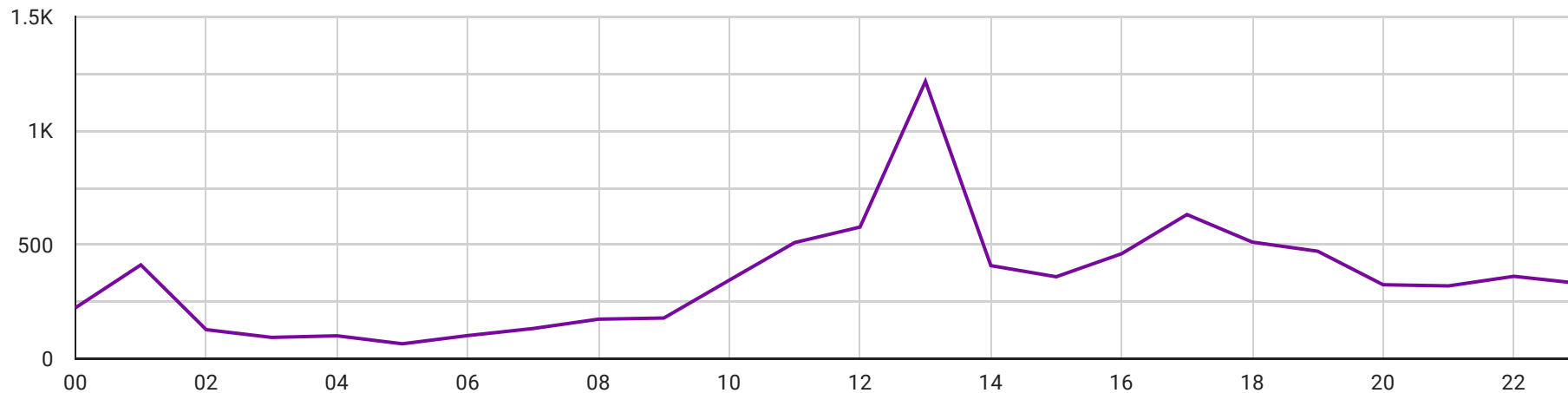
1 - 100 / 1478 < >

## Breakdown of incidents by Incident category

| Category                          | Count |
|-----------------------------------|-------|
| 1. Commenting/Sexual Invites      | 3,471 |
| 2. Touching /Groping              | 2,297 |
| 3. Ogling/Facial Expressions/S... | 2,064 |
| 4. Stalking                       | 1,079 |
| 5. Chain Snatching/Robbery        | 890   |
| 6. Human Trafficking              | 761   |
| 7. Taking photos without permi... | 692   |
| 8. Indecent Exposure/Masturba...  | 508   |
| 9. Physical assault               | 386   |
| 10. Rape/Sexual Assault           | 283   |
| 11. Online Harassment             | 280   |

1 - 14 / 14 < >

## Number of cases according to hour of the day



# Summary of reports collected in June 2023

Record Count  
**9**

## Breakdown of incidents by Incident category

| Category                      | Count |
|-------------------------------|-------|
| 1. Commenting/Sexual Inv...   | 4     |
| 2. Stalking                   | 3     |
| 3. Touching /Groping          | 2     |
| 4. Ogling/Facial Expressio... | 1     |
| 5. Domestic Violence          | 1     |
| 6. Chain Snatching/Robbery    | 1     |

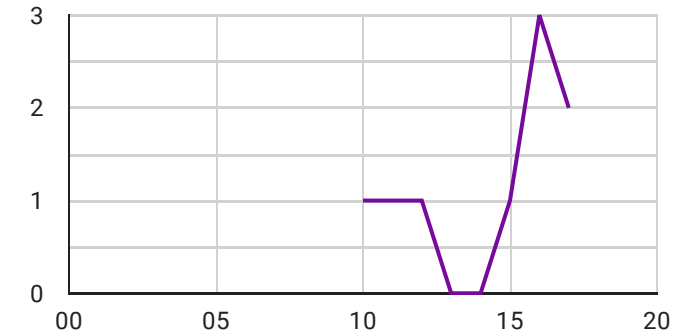
1 - 14 / 14 < >

## Breakdown of incidents by location

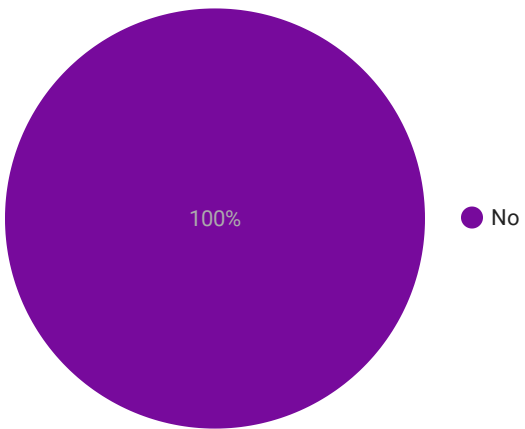
| area                | Record Count |
|---------------------|--------------|
| 1. Sarojini Nagar   | 2            |
| 2. Hauz Khas        | 2            |
| 3. Malviya Nagar    | 1            |
| 4. Old Delhi        | 1            |
| 5. Mubarakpur Dabas | 1            |
| 6. Rohini           | 1            |
| 7. Kalkaji          | 1            |

1 - 7 / 7 < >

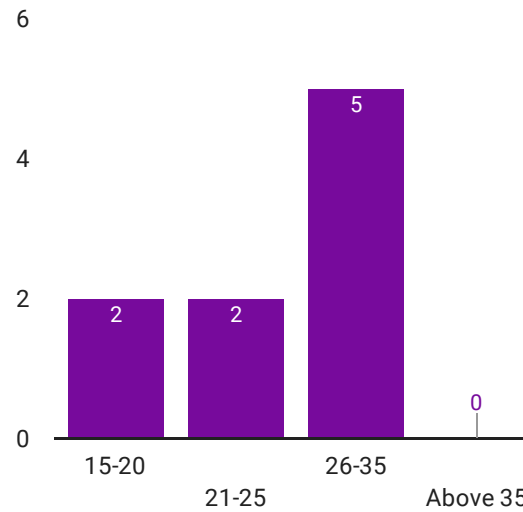
## Trends according to time of the day



## Was the incident reported to the police?



## Trends according to age of victim



## Gender of victim

