Key Summary of reports collected from Outside India since 2012

Number of cases according to hour of the day

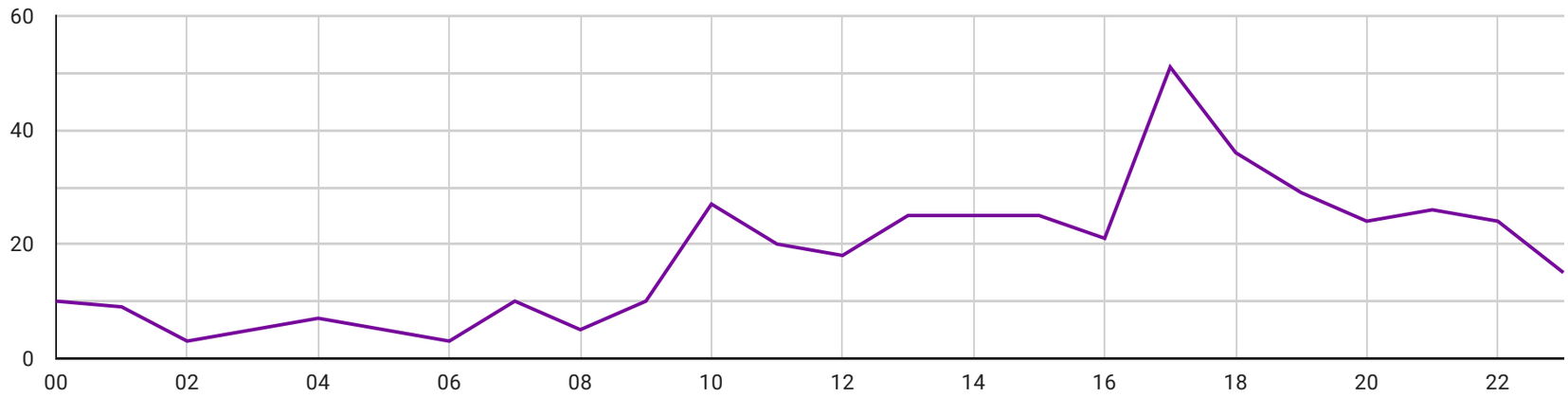

Record Count
2,517

Breakdown of incidents by location

	city	Record Count
1.	Kathmandu	
2.	Yaounde	
3.	No data	
4.	null	
5.	Lalitpur	
6.	Gokarnesh...	
7.	काठमाडौं	
8.	Tokha	
9.	Kuala Lum...	
10.	Lagos	
11.	Dubai	

1 - 100 / 145

Breakdown of incidents by Incident category

	Category	Count
1.	Commenting/Sexual Invites	1,101
2.	Touching /Groping	725
3.	Ogling/Facial Expressions/Staring	437
4.	Others	276
5.	Stalking	271
6.	Rape/Sexual Assault	168
7.	Taking photos without permission	151
8.	Indecent Exposure/Masturbation in public	132
9.	Chain Snatching/Robbery	97
10.	Online Harassment	81
11.	Physical assault	69
12.	Domestic Violence	41
13.	Showing Pornography without consent	18
14.	Human Trafficking	13

Summary of reports collected in the past month (November 2021)

Record Count
32

Breakdown of incidents by Incident category

Category	Count
Touching /Groping	9
Commenting/Sexual Invites	9
Domestic Violence	7
Physical assault	6
Chain Snatching/Robbery	5
Rape/Sexual Assault	4
Ogling/Facial Expressions/Stari...	3
Others	2
Human Trafficking	2
Taking photos without permissi...	2
Stalking	2
Online Harassment	1
Showing Pornography without ...	1

Breakdown of incidents by location

city	Record Count
Kathmandu	10
Janakpur	4
Kampala	1
जनकपुर	1
Sungai Ruan	1
Provo	1
Calbiga	1
Dhanusadham	1
Caibiran	1
काठमाडौं	1
Portland	1

1 - 20 / 20

Trends according to time of the day

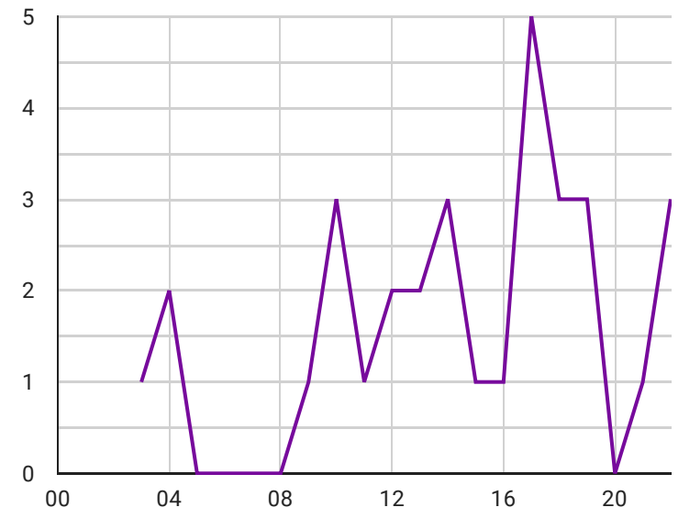

Was the incident reported to the police?

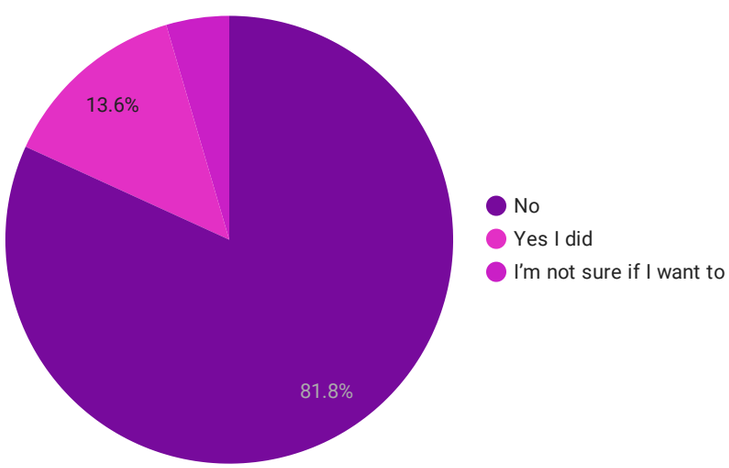

Trends according to age of victim

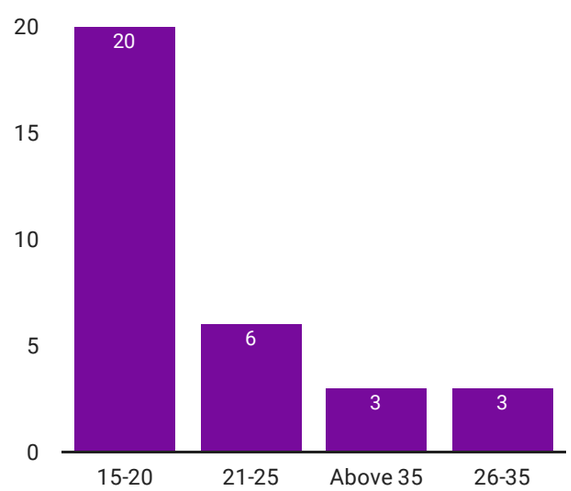
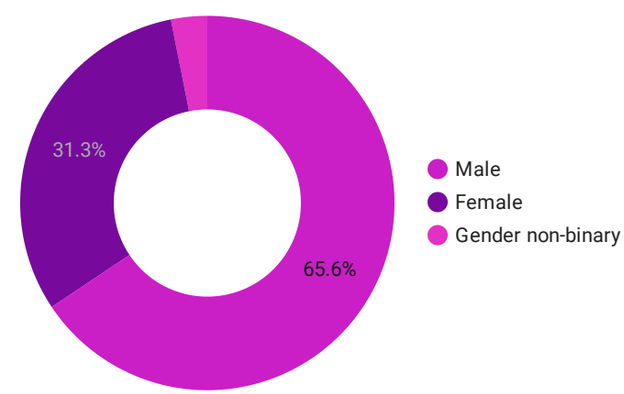
Gender of victim