Key Summary of reports collected from India since 2012

Number of cases according to hour of the day

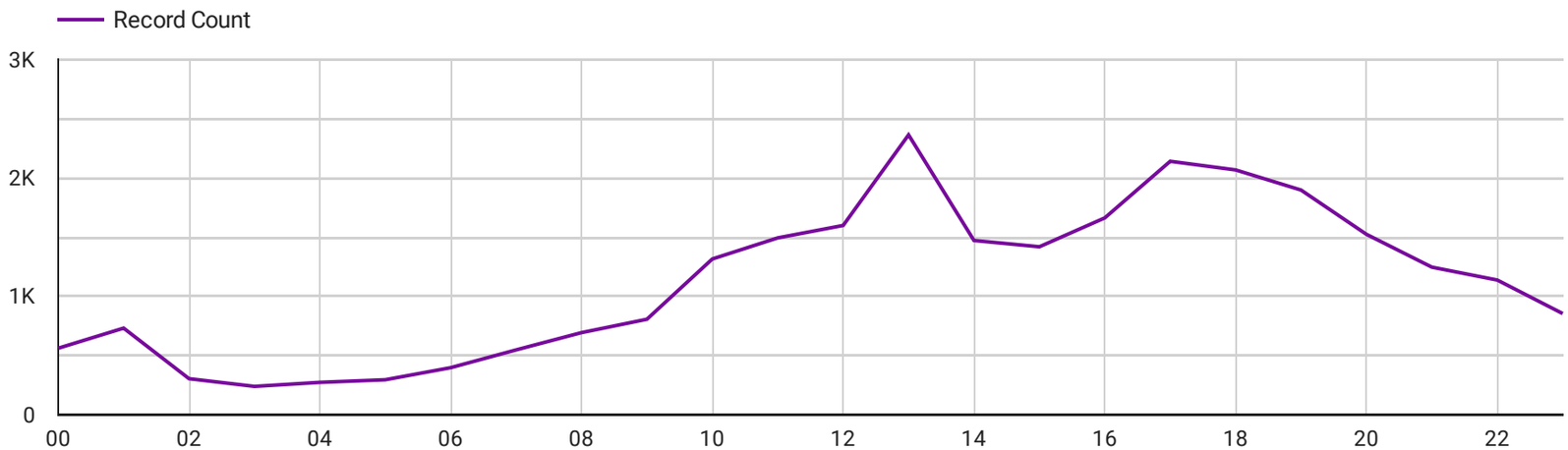

Record Count
27,035

Breakdown of incidents by city

	city	Record Count
1.	New Delhi	
2.	Mumbai	
3.	Delhi	
4.	Kolkata	
5.	Bengaluru	
6.	Patna	
7.	Dongar Tamasi	
8.	No data	
9.	Lucknow	
10.	Hyderabad	
11.	Jaipur	
12.	Pune	

1 - 100 / 1989

Breakdown of incidents by Incident category

	Category	Count
1.	Commenting/Sexual Invites	8,554
2.	Touching /Groping	7,423
3.	Ogling/Facial Expressions/Staring	6,600
4.	Stalking	4,937
5.	Chain Snatching/Robbery	2,566
6.	Taking photos without permission	2,282
7.	Others	2,172
8.	Physical assault	1,883
9.	Indecent Exposure/Masturbation in ...	1,607
10.	Online Harassment	1,587
11.	Rape/Sexual Assault	1,348
12.	Domestic Violence	968
13.	Showing Pornography without cons...	562
14.	Human Trafficking	140

Summary of reports collected in the past month (November 2021)

Record Count
1,220

Breakdown of incidents by Incident category

Category	Count
Touching /Groping	310
Ogling/Facial Expressions/Sta…	291
Stalking	282
Commenting/Sexual Invites	271
Chain Snatching/Robbery	152
Online Harassment	95
Taking photos without permis…	93
Physical assault	81
Indecent Exposure/Masturbati…	67
Others	54
Domestic Violence	48
Rape/Sexual Assault	45
Showing Pornography without…	42
Human Trafficking	13

Breakdown of incidents by location

area	Record Count
null	18
Panvel	16
Vasundhara	14
Sector 9	11
Ashok Nagar	11
Rohini	9
Thane West	8
Sector 4	8
Delhi	7

1 - 100 / 820

Trends according to time of the day

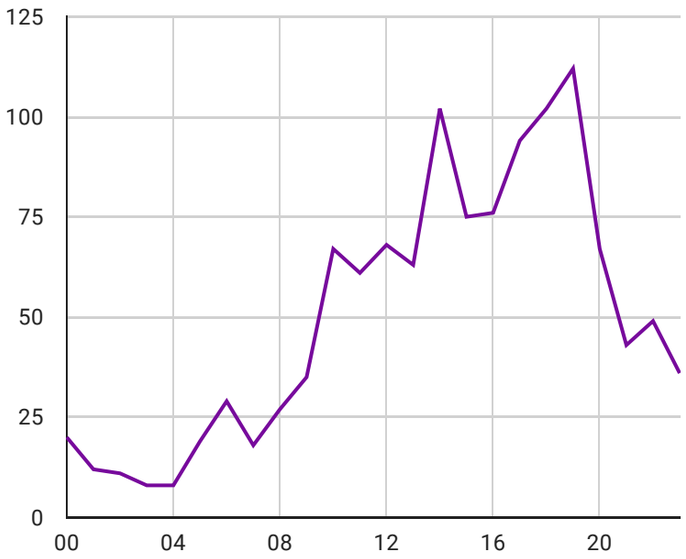

Was the incident reported to the police?

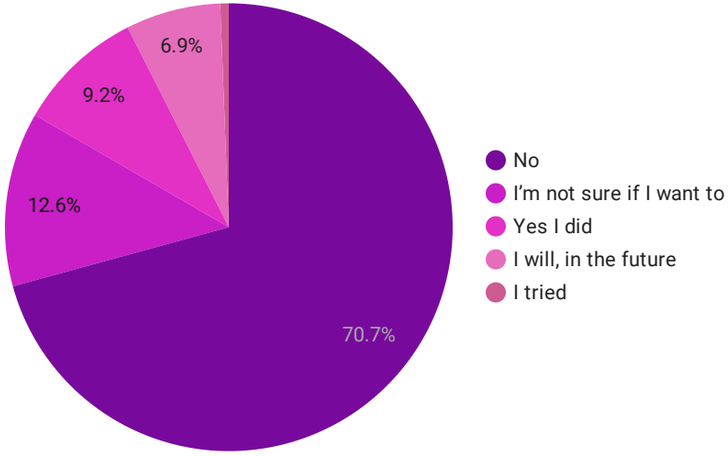

Trends according to age of victim

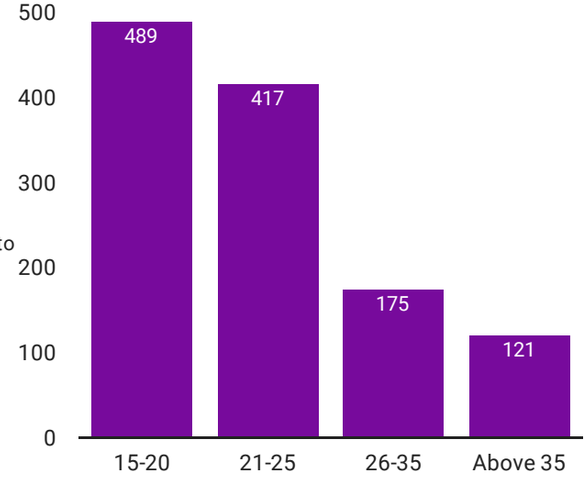
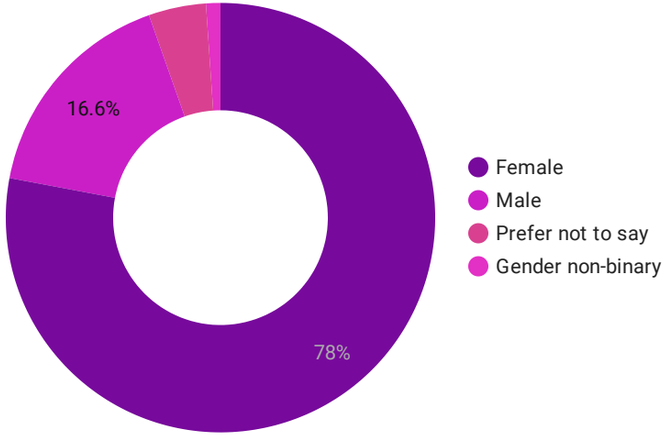
Gender of victim